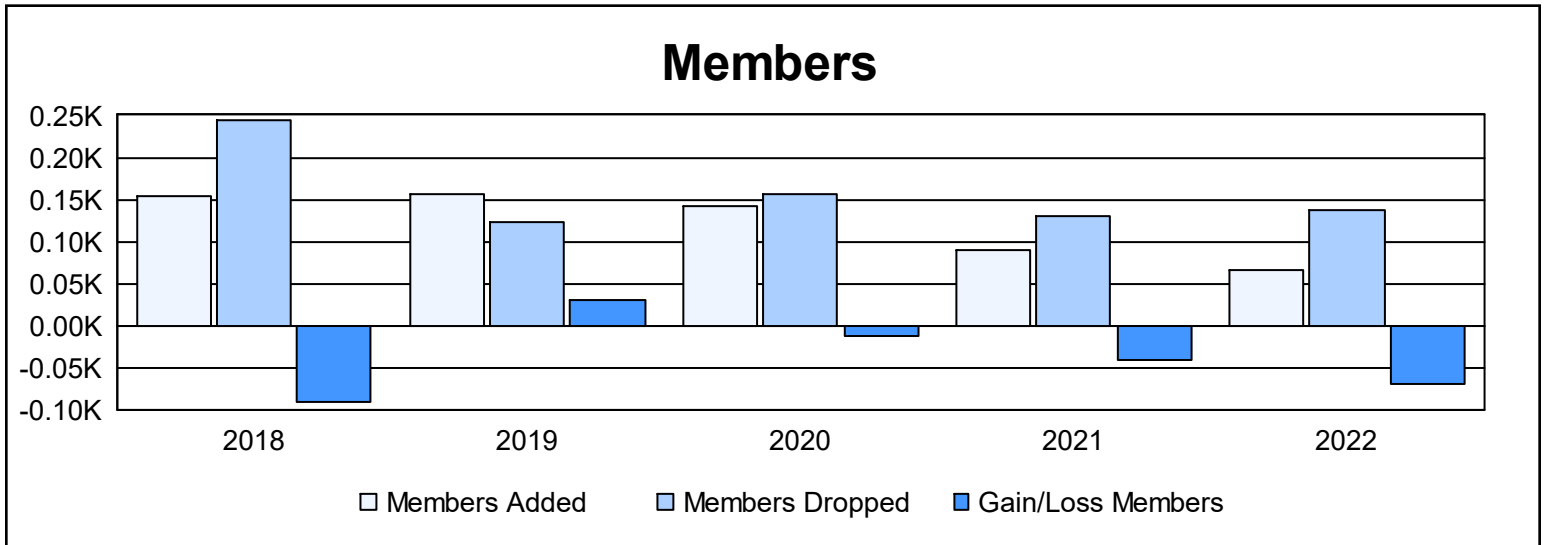
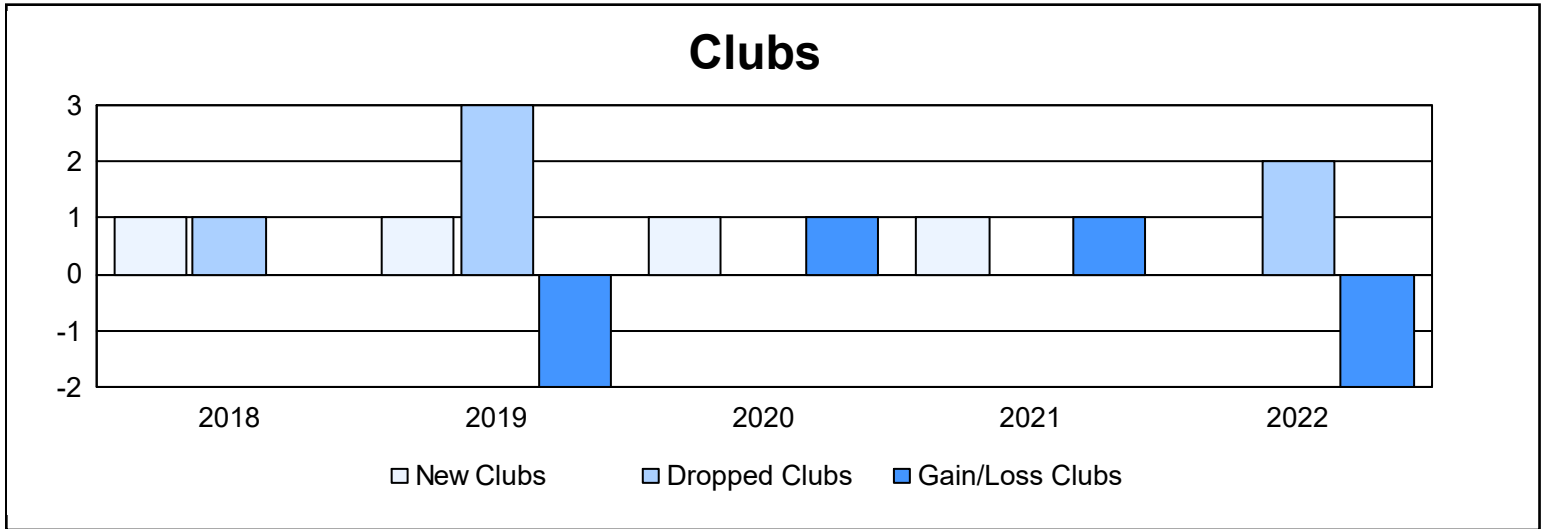
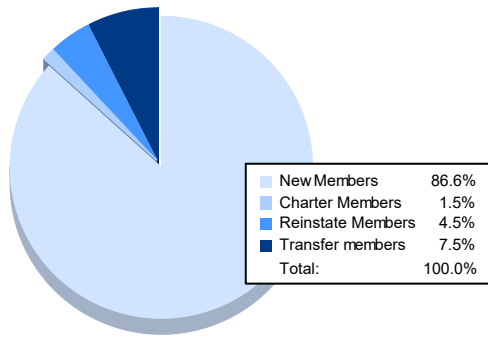


Year	New Clubs	Dropped Clubs	Gain/ Loss Clubs	New Members	Charter Members	Reinstate Members	Transfer Members	Total Member Added	Total Members Dropped	Gain/ Loss Members
2017-2018	1	1	0	119	21	9	4	153	243	-90
2018-2019	1	3	-2	117	22	5	11	155	124	31
2019-2020	1	0	1	89	22	29	3	143	156	-13
2020-2021	1	0	1	64	20	3	2	89	129	-40
2021-2022	0	2	-2	58	1	3	5	67	136	-69
<b>Average</b>	<b>1</b>	<b>1</b>	<b>0</b>	<b>89</b>	<b>17</b>	<b>10</b>	<b>5</b>	<b>121</b>	<b>158</b>	<b>-36</b>



### Membership Composition June 2022 Cumulative



### Gender Composition June 2022 Cumulative

